

Going green

The catchily named 15-0343 Greenery has been named Pantone colour of the year, a fresh, zesty shade evoking the first days of spring, with its promise of revival and renewal. Want to embrace the trend but don't know where to start? We've a few ideas...



Greenhouse wallpaper by Erik Gutter
Bring nature indoors with this wallpaper by designer Erik Gutter and Dutch wallpaper company NLXL LAB. £249 for 53sq ft, scp.co.uk



Vitra Eames DSW 43cm side chair
The Eames DSW is up to date in popping green. £288.15 johnlewis.com



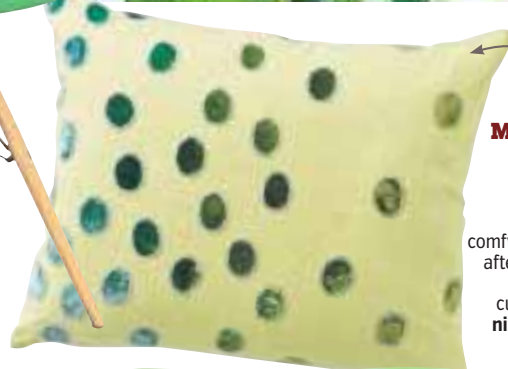
Dolly floor light
This quirky floor lamp has a flash of zesty green. £545, hollowaysof.ludlow.com



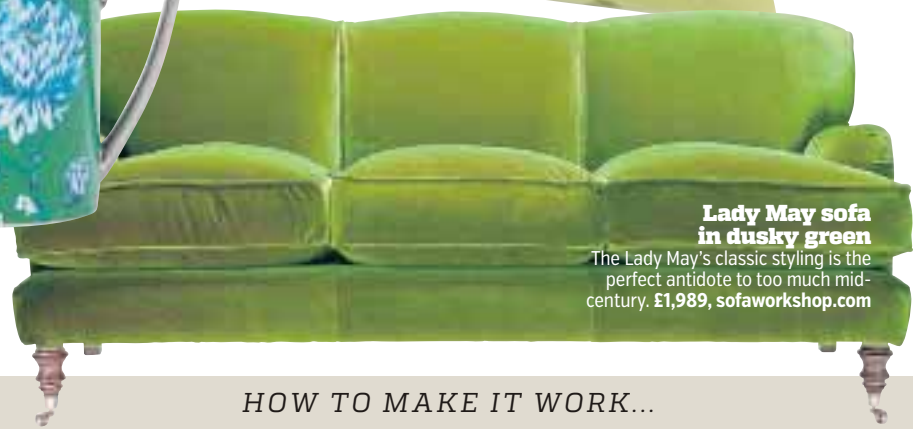
Tam Tam stool
Get a 1960s classic for less than 20 quid. £18, habitat.co.uk




Jasper Conran for Wedgwood chinoiserie green mini mug
With a tenner knocked off, grab yourself the ultimate tea-drinking indulgence. £35, johnlewis.com



Margarite oval cushion
You'll need somewhere comfy to sit down after seeing the price of this cushion. £175, ninacampbell.com



Lady May sofa in dusky green
The Lady May's classic styling is the perfect antidote to too much mid-century. £1,989, sofaworkshop.com



Poang rocking chair
The fresh green works well with oak veneer for a spring-ready vibe. £120, ikea.com

HOW TO MAKE IT WORK...



Interior designer Jo Berryman (joberryman.com) on how to include green in your interiors, without going over the top

- Display a bowl of gleaming Granny Smiths on a kitchen surface, dining table or entrance hall.
- Use green chalk pens to write memos on your kitchen surfaces - wipeable and great for a splash of colour.
- Display a cluster of vintage glass or ceramics in various shades of green, such as the littala Maribowls in apple green from skandium.com - display en masse for maximum impact.
- Embellish an old arm chair or cushions with green piping.
- Stencilling is making a come back, so stencil some green geometric or botanical motifs as a wall feature or border relief.
- Spruce up an old cabinet with green handles or doorknobs.
- Create a zesty welcome by adding green coat hooks to a hallway.
- Cheer up a kids' room by painting the woodwork green for a playful, gender-neutral effect.

